


# YCSi series

## Smart Circuit Breaker

### OPERATION INSTRUCTION

**CNC** Deliver  
Power For Better Life

 Before installing and using this product, please read this manual carefully and pay more attention to safety.

1.1 Scope and characteristics of application  
Intelligent circuit breaker for AC50Hz , Rated operating voltage 230V , Rated working current 63A and the following user or load, Good-looking , Good and reliable performance, split/merge fast , Modular rail type installation. Mainly used for family, shopping malls, office buildings, hotels, schools, hospitals, villas and so on.

#### 2 Product function

2.1 Automatic closing, Products in the normal line, power can be automatically closed, can also be set when the switch is not closed.

2.2 Wireless Control: Mobile APP Remote Control On/off

2.3 Real time feedback: Real-time feedback of product split/close status.

2.4 Timing: Timing on/off.

2.5 Share Control : Can share more people controls.

2.6 Residual current protection :

When the leakage current is greater than the set value or personal electric shock (with leakage protection) , the protector automatically disconnects within 0.1 s.

2.7 With metering function : Can display voltage, current, power, electricity.

#### 3 Normal working conditions

##### 3.1 Ambient air temperature

a The upper limit shall not exceed 40°C

b The lower limit shall not be lower than -5 °C

c The average value within 24h does not exceed 35°C

d Limit service temperature  $-25^{\circ}\text{C} \sim 70^{\circ}\text{C}$

### 3.2 Altitude

The elevation of the installation site shall not exceed 2,000 metres.

### 3.3 Atmospheric condition

a When the ambient air temperature is  $+40^{\circ}\text{C}$ , the relative humidity of the air does not exceed 50%. Higher relative humidity can be achieved at lower temperatures.

b When the monthly mean minimum temperature of the wettest month is  $25^{\circ}\text{C}$ , the monthly mean phase humidity is 90%.

c Condensation on the surface of the product due to a change in temperature has been taken into account.

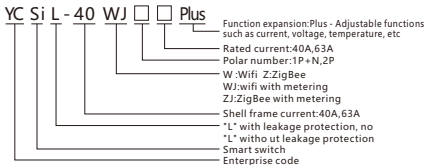
### 3.4 Pollution level

The pollution level used in the circuit breaker is level 2.

### 3.5 Type of installation

Class II, Class III installation

### 4. Type and meaning



Note: 1P without leakage protection, 2P can choose with leakage protection and without leakage protection

### 5 Technical parameter

5.1 Rated operating voltage : AC230V

5.2 Rated current In: 1A-63A

5.3 Life Span: Electrical Life, on and off 100000 times.

5.4 Power consumption of this product :  $< 3\text{W}$

5.5 Operating voltage range : AC120V-280V

5.6 Maximum rated output current : In63A

5.7 Wiring: Using clamp wiring terminal, The cross-sectional area of the connecting cable can reach 16mm<sup>2</sup>

5.8 Installation: installed on 35\*7.5 mm standard guide rail

5.9 RS485 Communication Baud Rate: 9600; address range: 1-247.

### 6 Installation

6.1 The outline dimension drawing and the installation dimension drawing are shown in Fig. 1 and Fig. 2

6.2 Wiring Diagram: See Fig. 3

6.3 Installation method

The circuit breaker shall be mounted vertically on the mounting rail, which shall be fixed to the plywood or metal plate with M5 screws. And then install the product.

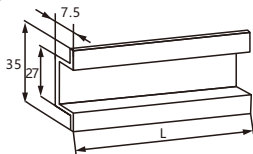


fig 2

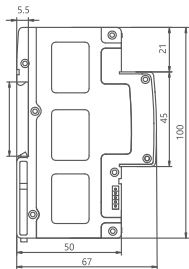



fig 1

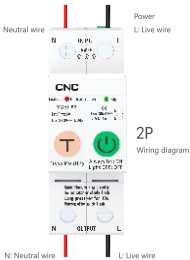


fig 3

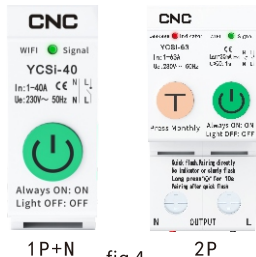



fig 4

## 7 Operation Trial and panel instructions: Panel see fig.4

### 7.1 Operating instructions

7.1.1 Click the " " button to switch on/off


7.1.2 Long Press "  " for 10 seconds. Match status.

### 7.2 Light indication

7.2.1 Red Light always on: Switch on.

7.2.2 Red Light slow flash: switch off.

7.2.3 The signal light flashed quickly: Pairing state

7.2.4 With leakage protection (2P switch) products, click the "  " button (the product in the closing state), the switch immediately open, this button test products leakage function.

## 7.2.5 Signal indicator light fig4

The green light is normal: the light is always on for closing, and the green light flashes for opening

Red Light flashing: Fault Opening State, can not close. If wi-fi is available, the indicator light indicates the signal status. The above is the indication status of RS485 lamp.

## 8 Product characteristics :

8.1 The mobile phone APP can read/modify parameters remotely, and can open/close remotely.

8.2 RS485 communication, remote opening/dosing, setting parameters.

8.3 Under-voltage protection: Can set under-voltage action value, can also turn off under-voltage function.

8.4 Loss of voltage protection: When the under-voltage function is turned on, there is loss of voltage protection, that is, power cut trip, the product can not be dosed manually at this time.

8.5 Voltage, current, leakage current, temperature action value can be set.

8.6 Can Read real-time voltage, current, leakage current, temperature, power value, with metering function.

8.7 Manual/automatic setting: Manual or automatic mode can be set.

## 9 Communication instruction

**9.1 Communication settings and functional instructions are detailed in the communication protocol.**

9.2 Overvoltage/undervoltage opening or dosing can be set by function instruction.

9.3 Set the auto-closing or manual-dosing state by function instruction.

9.4 The real-time voltage can be read through the function command, and the circuit breaker is on/off.

Note: Sending instructions must be connected to the power supply of the product and keep the communication status.

10 Install doodler "tuya" APP.

10.1 Direct scan figure 5 Installation.

10.2 Download "tuya Smart" app. Search "smart life" in App Store for IOS version or Google play for android version.

10.3 Apple searches the APP store for "smart life" APP and installs it.

10.4 As shown in figure 2, the circuit breaker according to the requirements of the correct wiring and electrification, to circuit breaker signal indicator light.

11 : Distribution Network

11.1 Run "tuya Smart", Click "+" in the upper right corner and pop up "add manually".

11.2 The device was successfully added and then automatically connected to the network. The connection may take a few minutes. Please be patient. When the indicator light (green light) is always on, the connection is successful.

11.3 When the indicator is always on and the connection is successful, the switch can be operated on the mobile phone APP.

11.4 When the network is connected, the circuit breaker can be operated on/off, sharing, timing, delay, user operation notification, power-on status and so on.

11.5 When the load is switched on, the real-time power, current and voltage can be displayed, the electricity can be counted and the threshold can be set to close automatically, user operation notification, power-on status and so on.




fig 5

If the signal indicator light is not bright or slow flash, you need to press the "blue button" key for about 10 seconds, when the signal indicator light flash after release, into the distribution network state.




Click on  
Energy saving



Enter your wi-fi  
account and  
password

next

Select a 2.4 GHz Wi-Fi network and enter your password  
If your Wi-Fi is 5 GHz, set it to 2.4 GHz. Common router settings



next

The indicator lights flash quickly : Direct configuration network.

Indicator light not on or flashing slowly : Long press the "blue button", fast flicker after matching network after.

Please reset the device first

Turn on the power, confirm that the indicator light is on the Flash Note: After resetting the equipment, please complete the distribution network operation within three minutes



A detailed tutorial on resetting devices

Make sure the lights are flashing

next

Add device

Make sure the equipment is energized



2%



Looking for equipment



Sign up for the cloud



Device initialization

Add success

Common Intelligent circuit breaker adding equipment is successful



Done

12.Voice Control : Can connect TMALL elve, XIAODU and other smart speakers , through voice control of the product on/off.

13 : Points to note

13.1 The products be protected from rain water during transportation and storage, and the product shall be stored in a place with air circulation.

13.2 Dust and dirt should be removed regularly during use.

13.3 The basic technical data on the nameplate or sign should be checked before use.

13.4 The parameter protection characteristic of this product is set by the manufacturer, and can not be adjusted in use

13.5 Zero wire must be connected correctly.

13.6 Tighten the connection screw before use to avoid bad contact and damage to the product.

13.7 The setting temperature of this series of circuit breakers is 30 + 5 °C. if several circuit breakers are installed in the same sealed box, the capacity reduction Coefficient should be 0.8.

14 The signal indicator is not on: Please check.

14.1 Whether the power cord is connected as required ( The zero wire/fire wire must be correctly connected to the corresponding zero wire/fire wire of the distribution system).

14.2 Is The power supply voltage normal.

15 Product function

15.1 Overload protection

15.2 Voltage detection

15.3 creepage detection

15.4 Temperature detection

15.5 Current detection

15.6 Mechanical locking device

15.7 Remote Lock. Remote unlock

15.8 With metering function

15.9 With parameter setting

15.10With pre-paid features

15.11 With fault query

16 Place of use

Mainly used in homes, schools, hospitals, shopping malls, office buildings, irrigation, farms, pumps, rental housing the villa and other electrical equipment remote control.

Note: This product can not be used as the main brake, the front end of the product to be installed short-circuit protection circuit breaker.

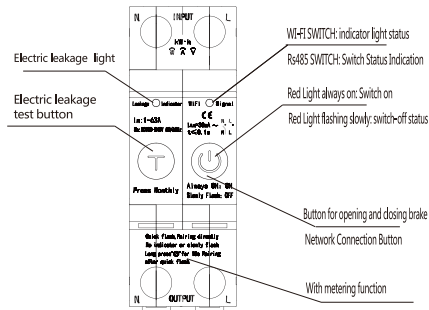
17 The product panel is illustrated in figure 7-8

Note:

The intelligent circuit breaker has voltage, current, leakage current, temperature action value can be set. Can Read real-time voltage, current, leakage current, temperature, power value, with metering function. Remote control, remote parameter setting.



1P+N Panel description



2PPanel description

Note: The intelligent circuit breaker has voltage, current, leakage current, temperature action value can be set. Can Read real-time voltage, current, leakage current, temperature, power value, with metering function. Remote control, remote parameter setting.