

Distribution Apparatus

YCM7T/A, RT Thermal Magnetic Adjustable MCCB



Selection Guide

YCM7 RT - 160 M Z / 3 300 2 A Q1 D Q 2

Type	The adjustable type	Frame Inm	Breaking capacity ICU/ICS(kA)		Operation
YCM7	RT	160	M		Z
MCCB	RT: Therm-mag T/A: Therm	160, 250, 630, 800 Remark: 160 Frame upgrade from 125 250 Frame upgrade from 225 630 Frame upgrade from 400	160 250 400 630 800	S 25/18 35/25 50/35 50/35	M P: Motor-driven Z: Rotary handle W: Direct ⓐ: Motor-driven operation DC1, DC3

Poles	Tripping mode and inner accessory	Rated current(A)	Application
3	300	160	2
2: 2P 3: 3P 4: 4P	First figure means tripping unit way 2: Only with magnetic release 3: Thermal release+,magnetic release body Remark: The last two figures means accessory code (see accessories list)	160 50-63, 63-80, 80-100, 100-125, 125-160 250 100-125, 125-160, 160-200, 200-250 400 200-250, 250-320, 320-400 630 400-500, 500-630 800 500-630, 630-800	1. Power distribution 2. Motor-protection

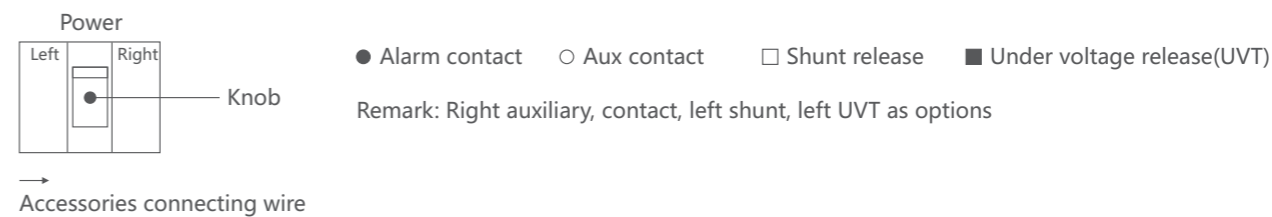
Option for 4P MCCB	Accessory voltage	Motor-driven operation voltage	Connection	Connection plate
A	Q1	D	Q	2
A: N pole without protection, N pole is always ON B: N pole without protection, N pole makes with the other three poles	UVT Q1: AC220V Q2: AC240V Q3: AC380V Q4: AC415V Shunt F1: AC220V F2: AC380V F3: DC110V F4: DC24V J1: AC125V J2: AC250V J3: DC125 J4: DC24V	DC1 DC3 D1: AC220V D5: AC220V D2: AC230V D6: AC110V D3: AC380V D7: DC220V D4: AC400V D8: DC110V D9: AC110~240V D10: DC100~220V Remark: DC1, DC3 motor-driven operation voltage see external accessories table.	Q: Front H: Rear C: Plug-in	1: W/O 2: W

Distribution Apparatus

YCM7T/A, RT Thermal Magnetic Adjustable MCCB

Inner Accessories

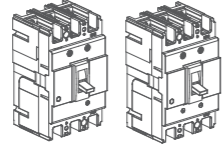
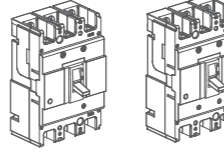
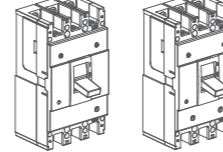
Model	YCM7T/A-160 YCM7RT-160	YCM7T/A-250 YCM7RT-250	YCM7T/A-400/630 YCM7RT-400/630	YCM7T/A-800 YCM7RT-800
Breaking capacity	S		S,M	M
No. of poles	3	4	3,4	3,4
Code	Accessory name			
208, 308	Alarm contact			
210, 310	Shunt release			
220, 320	Auxiliary contact			
230, 330	Under-voltage release			
240, 340	Shunt auxiliary contact			
260, 360	Two groups auxiliary contacts			
270, 370	Auxiliary contact UVT			
218, 318	Shunt alarm contact			
228, 328	Auxiliary alarm contact			
238, 338	UVT alarm contact			
248, 348	Shunt auxiliary alarm contact			
268, 368	Two groups aux alarm contact			
278, 378	Aux contact UVT alarm contact			
280, 380	Two groups aux contact and shunt			

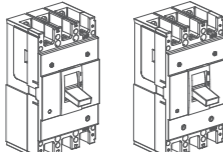
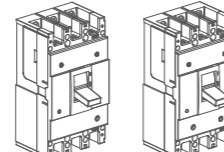
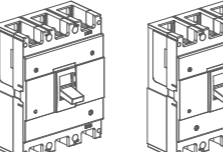


Distribution Apparatus

YCM7T/A, RT Thermal Magnetic Adjustable MCCB

Technical Data

Type	YCM7T/A-160S YCM7RT-160S	YCM7T/A-250S YCM7RT-250S	YCM7T/A-400S YCM7RT-400S
Frame(A)	160	250	400
Number of poles	3,4	3,4	3,4
Products			
Rate current adjustable range(A)	50-63,63-80,80-100, 100-125,125-160	100-125,125-160, 160-200,200-250,	200-250,250-320, 320-400
Rated voltage Ue(V)	AC400V	AC400V	AC400V
Rated insulation voltage Ui(V)	AC800V	AC800V	AC800V
Short-circuit breaking capacity Icu/1cs(kA)	AC400V 25/18	25/18	35/25
Operation life (cycle)	ON	3000	3000
	OFF	7000	7000
Motor-driven operation	•	•	•
External rotary handle	•	•	•
Automatic tripping device	Thermo-magnetic	Thermo-magnetic	Thermo-magnetic

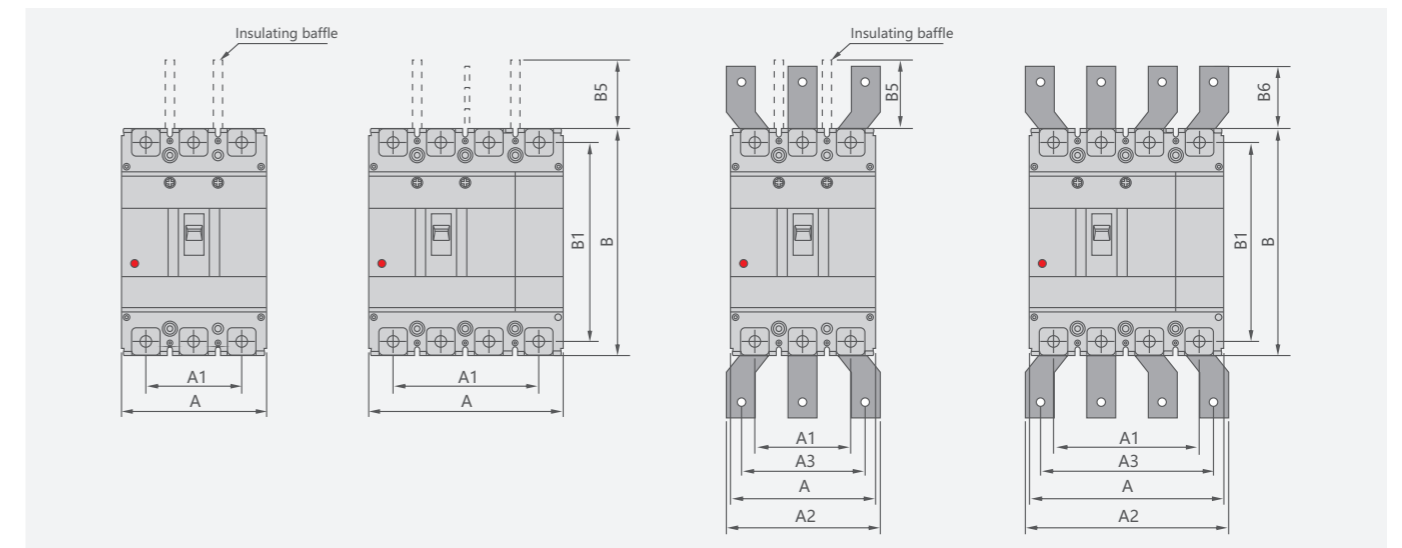
Type	YCM7T/A-400M YCM7RT-400M	YCM7T/A-630M YCM7RT-630M	YCM7T/A-800M YCM7RT-800M
Frame(A)	400	630	800
Number of poles	3,4	3,4	3,4
Products			
Rate current adjustable range(A)	200-250,250-320, 320-400	400-500,500-630	500-630,630-800
Rated voltage Ue(V)	AC400V	AC400V	AC400V
Rated insulation voltage Ui(V)	AC690V	AC690V	AC690V
Short-circuit breaking capacity Icu/1cs(kA)	AC400V 50/35	50/35	50/35
Operation life (cycle)	ON	2000	2000
	OFF	4000	4000
Motor-driven operation	•	•	•
External rotary handle	•	•	•
Automatic tripping device	Thermo-magnetic	Thermo-magnetic	Thermo-magnetic

• Means accessory as option

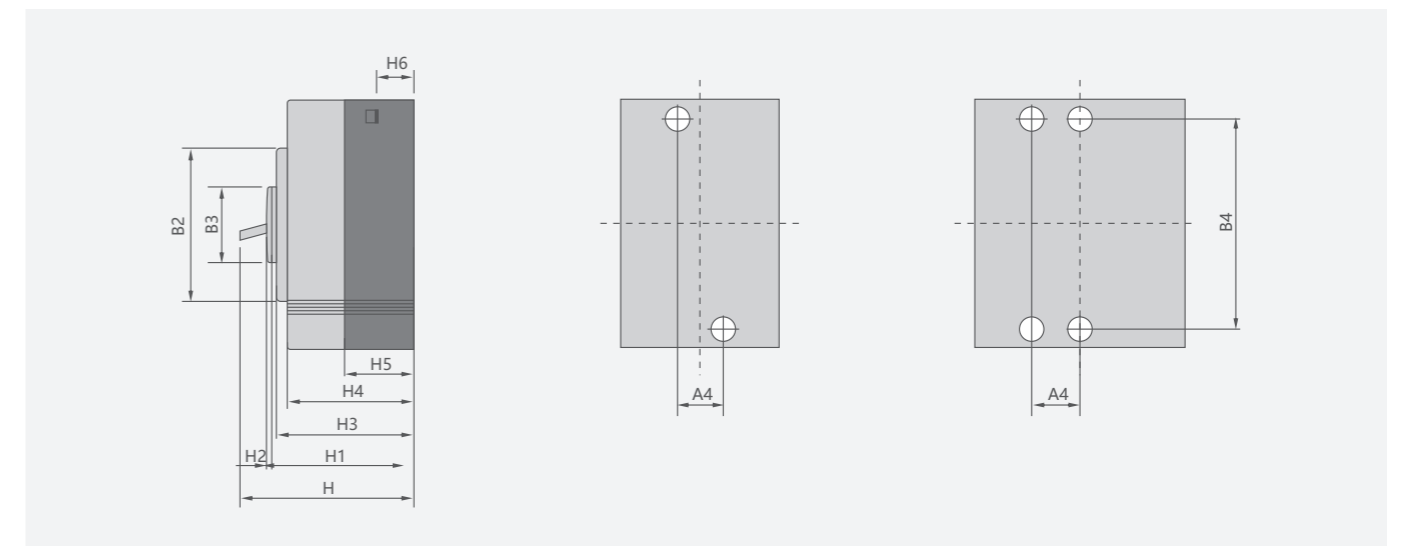
Distribution Apparatus

YCM7T/A, RT Thermal Magnetic Adjustable MCCB

Front Connection & Overall



Outline Overall and Installing Dimensions



Thermal magnetic trip circuit breaker	Thermal adjustable circuit breaker	Overall dimensions																		Installing dimensions		Bolt			
		A		A1		A2		A3		B	B1	B2	B3	B5	B6	H	H1	H2	H3	H4	H5		H6	A4	B4
		3P	4P	3P	4P	3P	4P	3P	3P																
YCM7RT-160S	YCM7T/A-160S	90	120	60	90	-	-	-	-	155	134	103	50	50	-	94	72	4	68	61	41	24	30	132	M8
YCM7RT-250S	YCM7T/A-250S	105	140	70	105	-	-	-	-	165	144	103	50	100	-	96	72	4	68	61	46	24	35	126	M8
YCM7RT-400S	YCM7T/A-400S	140	185	88	132	140	196	112	168	257	230	179	90	110	43	155	107	5	105	97	64	36	44	194	M10
YCM7RT-400M	YCM7T/A-400M	140	185	88	132	140	196	112	168	257	230	179	90	110	43	155	107	5	105	97	64	36	44	194	M10
YCM7RT-630M	YCM7T/A-630M	140	185	88	132	140	196	112	168	257	230	179	90	110	42	155	107	5	105	97	64	36	44	194	M10
YCM7RT-800M	YCM7T/A-800M	210	280	140	210	180	250	140	210	275	243	192	90	110	87	155	107	5	104	97	65	24	70	242.5	M12