

Electronic Meter



Page G01
DDS226
Single Phase
Electronic meter



Page G02
DDS226-1
Single Phase
Electronic meter



Page G03
DDSY726
Single Phase Prepayment
Electronic Meter



Page G04
DTS726-LCD
Three-phase Electronic Meter



Page G05
DTSY726
Three Phase Prepayment
Electronic Meter

Din-rail Single-phase Meter



Page G06
DDS226D-1P



Page G07
DDS226D-1P M
Multi-function



Page G08
DDS226D-2P



Page G09
DDS226D-2P M
Multi-function



Page G10
DDS226D-2P WIFI



Page G11
DDS226D-4P WIFI

Din-rail Three-phase Meter



Page G12
DTS726D-7P



Page G13
DTS726D-7P M
Multi-function



Page G14
DTS726D-7P WIFI

Panel Meter



Page G15
YC-96&YC-72



Page G17
YC-48

Digital Meter



Page G18
YC



Page G29
YD52

Temperature Controller



Page G31
XMT□-9



Page G32
XMT□-7

DDS226 Single Phase Electronic Meter



General

DDS226 single-phase electronic watt-hour meter adopts exclusive LSI and new peripheral components representative devices, with simple structure, high reliability, low power consumption and long service life etc, is suitable for the single-phase AC active electric energy with rated frequency of 50Hz.

Function

1. Measure active electric energy, no need of calibration for long-term operation;
2. Adopt dedication meter age chip ADE7755;
3. The use of foreign advanced power application-specific integrated circuits with digital multipliers greatly improves the dynamic working range of the meter and doubles the actual overload;
4. Have a good mistake linearity at a range of 5%I_b~I_{max};
5. Few periphery component, simple structure, low power consumption;
6. Adopt high reliability and long life electronic component, so the meters assume features of high reliability and long life.

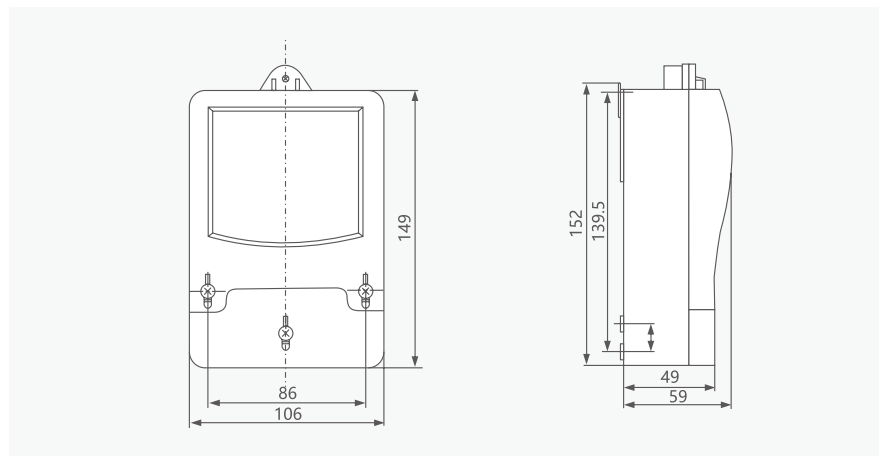
*Way of display: LCD.

*Remote interruption of power supply function.

Technical data

Rated current (A)	Rated voltage (V)	Rated frequency (Hz)	Accuracy Class
1.5(6), 2.5(10), 5(20), 5(30), 10(40) 10(60), 15(60), 20(80), 30(100)	220 or 240	50 or 60	Class 1 or class 2

Overall and mounting dimensions(mm)



Energy Management

DDS226-1 Single Phase Electronic Meter



General

The meter is designed to measure single phase two wire AC active energy. It adopts LSI and SMT technology, the key components are long life international brand products. All of its functions comply with the relative technical requirement for class 1 single phase watt hour meter in IEC62053-21. It is a long life meter with the advantage of high stability , high over load capability , low power loss and compact size.

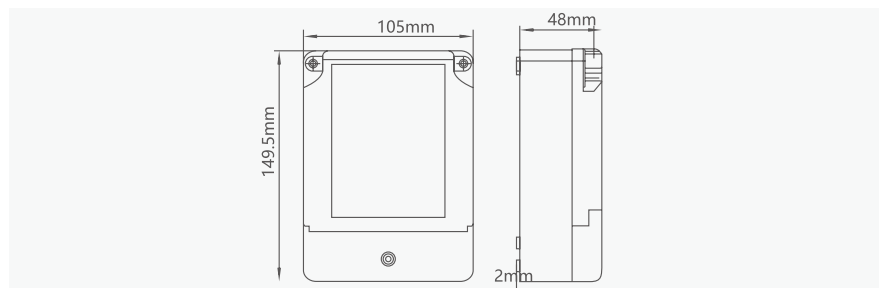
Function

1. Mechanical step register 5+1(default), anti-reverse protection or LCD display 6+1 or 5+2;
2. Bi-directional total active energy measurement, total active energy reverse active energy measurement;
3. Pulse LED indicates working of meter, Pulse output with optical coupling isolation;
4. Reverse LED indicates the reverse current direction or wire reverse connect;
5. Two type of cases (protective-class I and II) are available.

Technical data

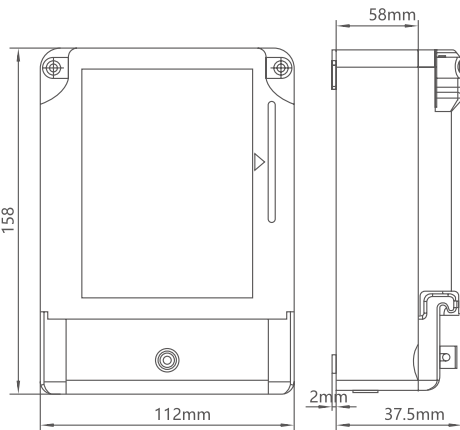

Technical Index	Specification
Rated voltage	110V,120V,220V,230,240V
Working voltage range	0.8~1.2Un
Rated current	1.5(6)A,10(40)A,5(60)A,10(100)A, or special required
Frequency	50Hz or 60Hz
Connection mode	CT type or Direct type
Display	mechanical step register or LCD
Accuracy class	1.0
Power consumption	<1W/10VA
Start current	0.004Ib
AC voltage withstand	4000V/25mA for 60 sec
Impulse voltage	6kV 1.2μs waveform
IP grade	IP51 or IP54
Constant	800~6400 imp/kWh
Pulse output	Passive pulse, pulse width is 80+5 ms
Executive standard	IEC61036,IEC62053-21,IEC62052-11
Work temperature	-30°C~70°C
Outline dimension LxMxH	Approx 0.4kg
Weight	149.5x105x48mm

Overall and mounting dimensions(mm)



Energy Management

DDSY726 Single Phase Prepayment Electronic Meter



General

The DDSY726 type single phase prepayment meter is a new type IC card prepayment meter which has such functions as power metering, load control and customer information management. It is an ideal product when reforming electric-use system, achieving electrical energy to commercialize, setting charge and adjusting load stage in the power network. It adopts LSI and SMT technology, the key components are long life international brand products. All of its functions comply with the relative technical requirement for class 1 single phase watt hour meter in IEC62053-21.

Function

1. LCD display 6+2
2. Bi-directional total active energy measurement, total active energy reverse active energy measurement
3. Each user responds to a card , well protected from forgery
4. Once the electric consumption is used up , it will be cut off automatically
5. Auto cut-off for overload
6. The IC card power selling control system has the functions as power selling and using control
7. Pulse LED indicates working of meter, Pulse output with optical coupling isolation
8. Two type of cases (protective-class I and II) are available

Technical data

Technical Index	Specification
Rated voltage	110V,120V,220V,230,240V
Working voltage range	0.8~1.2Un
Rated current	10(40)A,15(60)A,10(60)A,20(80)A,or special required
Frequency	50Hz or 60Hz
Connection mode	Direct type
Display	LCD
Accuracy class	1.0
Power consumption	<1W/10VA
Start current	0.004Ib
AC voltage withstand	4000V/25mA for 60 sec
Impulse voltage	6kV 1.2μs waveform
IP grade	IP51
Constant	800~6400 imp/kWh
Pulse output	Passive pulse, pulse width is 80+5 ms
Executive standard	IEC61036,IEC62053-21,IEC62052-11
Work temperature	-30°C~70°C
Outline dimension LxMxH	158x112x60mm
Weight	Approx 0.5kg

DTS726-LCD Three-phase Electronic Meter



General

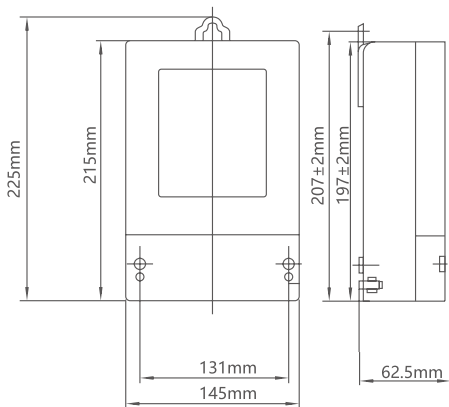
The meter is used in three phase four wire power grid. The meter is designed to measure AC active energy. All of its functions comply with the relative technical requirement for class 1 three phase watt hour meter in IEC62053-21. It is a long life meter with the advantage of high stability, high over load capability, low power loss.

Function

1. Mechanical step register 5+1 (default) , 6 digit no decimal OR LCD display 6+1, 5+2;
2. Bi-directional total active energy measurement ,reverse active energy measure in the total active energy;
3. Three phase power supply , the meter also measure when loss one phase (any one wire in three phase three wire) or when loss two phase (any two in three phase four wire);
4. Loss phase LED indicates working of phase;
5. Pulse LED indicates working of meter, Pulse output with optical coupling isolation;
6. Two type of cases (protective-class I and II) are available.
7. Internal connection between the voltage circuit hook and current circuit hook in order to anti-tamer.

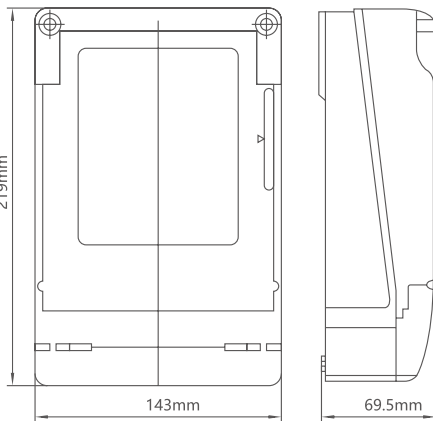

Technical data

Technical Index	Specification
Rated voltage	DTS726 three phase four wire 3x127/220V, 3x120/208V, 3x220/380V, 3x230/400V, 3x240/415V
Working voltage range	0.8~1.2Un
Rated current	5A/CT,1.5(6)A,5(30)A,10(40)A,5(60)A,20(80)A,10(100)A, or other as required
Frequency	50Hz or 60Hz
Connection mode	CT type or Direct type
Display	mechanical step register or LCD
Accuracy class	Active class 1.0
Power consumption	0.5W/8VA each phase
Start current	0.004Ib
AC voltage withstand	4000V/25mA for 60 sec
Impulse voltage	6kV 1.2μs waveform
IP grade	IP51 or IP54
Constant	400~6400 imp/kWh
Pulse output	Passive pulse, pulse width is 80+5 ms
Executive standard	IEC62053-21, IEC62052-11
Work temperature	-30°C~70°C
Outline dimension LxMxH	215x145x69mm (short terminal cover L1)
	260x145x69mm (long terminal cover L2)
Weight	Approx 1.2kg



Energy Management

DTSY726 Three Phase Prepayment Electronic Meter



General

The DTSY726 type three phase prepayment meter is a new type IC card prepayment meter which has such functions as power metering, load control and customer information management. It is an ideal product when reforming electric-use system, achieving electrical energy to commercialize, setting charge and adjusting load stage in the power network. It adopts LSI and SMT technology, the key components are long life international brand products. All of its functions comply with the relative technical requirement for class 1 single phase watt hour meter in IEC62053-21.

Function

1. LCD display 6+2
2. Bi-directional total active energy measurement, total active energy reverse active energy measurement
3. Each user responds to a card, well protected from forgery
4. Once the electric consumption is used up, it will be cut off automatically
5. Auto cut-off for overload
6. The IC card power selling control system has the functions as power selling and using control
7. Pulse LED indicates working of meter, Pulse output with optical coupling isolation
8. Two type of cases (protective-class I and II) are available

Technical data

Technical Index	Specification
Rated voltage	3x220/380, 3x230/240, 3x240/415V
Working voltage range	0.8~1.2Un
Rated current	1.5(6)A, 10(40)A, 15(60)A, 10(60)A, 20(80)A, 20(100)A, or special required
Frequency	50Hz or 60Hz
Connection mode	CT type or Direct type
Display	LCD
Accuracy class	1.0
Power consumption	<1W/8VA each phase
Start current	0.004Ib
AC voltage withstand	4000V/25mA for 60 sec
Impulse voltage	6kV 1.2μs waveform
IP grade	IP51
Constant	800~6400 imp/kWh
Pulse output	Passive pulse, pulse width is 80+5 ms
Executive standard	IEC61036, IEC62053-21, IEC62052-11
Work temperature	-30°C~70°C
Outline dimension LxMxH	228x144x72mm
Weight	Approx 1.3kg

Energy Management

DDS226D-1P Din-rail Single-phase Meter



General

DDS226D-1P single phase DIN-rail watt-hour meter is a kind of new style single phase electrical watt-hour meter, it adopts micro-electronics technique, and imports large scale integrate circuit, using advanced technique of digital and SMT techniques etc. The meter completely accords with relevant technical requirements of class 1 and class 2 single phase energy meter stipulated in National Standard GB/T17215- 2002 and International Standard IEC62053-21(IEC61036). It can accurately and directly measure 50/60Hz active energy consumption from single phase AC electricity net, and display total energy consumption by step type impulse register. It has following features: good reliability, small volume, light weight, specious appearance, convenient installation, etc.

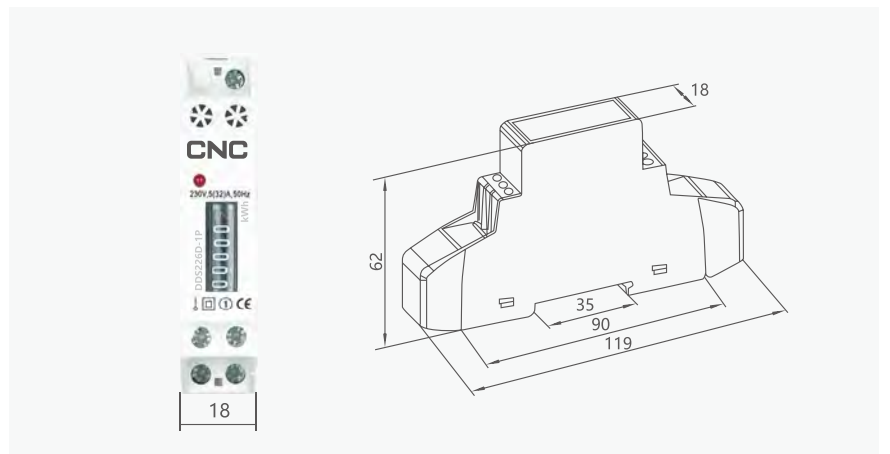
Function

1. 35 mm standard DIN rail installation, complying with standard DIN EN5002
2. 18 mm width, complying with standard DIN43880
3. May select step motor type impulse register display (5+1) 99999.9kwh or LCD digital display 99999.9kwh(5+1), 999999.9keh(6+1), 99999.99kwh(5+2)
4. Standard configuration one port of pulse output passive(polarity)
5. Standard configuration one neutral(N) wire connection, may select two neutral wires connect(N-in, N-out) (as special required)
6. LCD display meter can select 9999999wh(equal to 9999.999kwh), which suits to measure small power consumption(as special required)

Technical data

Type	Accuracy Class	Rated Voltage (V)	Rated Current (A)	Starting Current	Insulation Performance
DDS226D-1P	Class 1	220V, 230V 240V	5(25)A, 5(30)A 5(45)A	0.4%Ib	AC voltage 2KV for 1 min, impulse voltage 6KV

Overall and mounting dimensions(mm)



DDS226D-1P M Din-rail Single-phase Meter



General

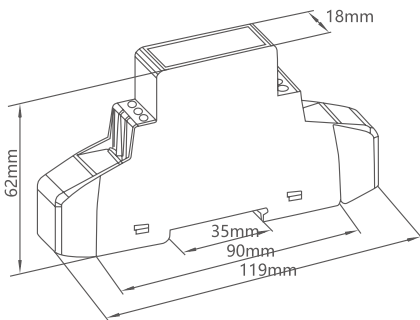
The meter is designed to measure single phase two wire AC active energy like residential, utility and industrial application. It has remote read communication port RS485. It is a long life meter with the advantages of high stability, high over load capability, low power loss and small volume.

Function

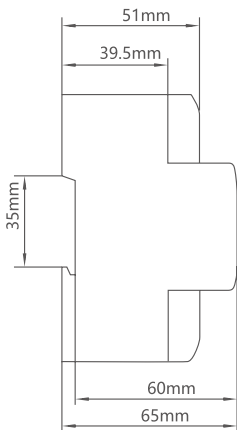
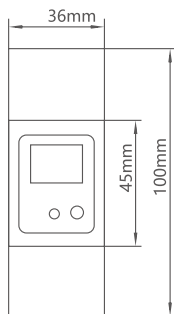
1. LCD display with backlight;
2. Bi-directional total active energy, total active energy reverse active energy measurement;
3. The meter also displays real voltage, real current, real power, real power factor, real frequency, import active energy, export active energy;
4. Keypad for LCD display step by step
5. Reset energy function (the reset energy kWh display is dependent with the total energy display, and the reset will not affect the total energy)
6. RS485 communication port , MODBUS-RTU protocol
7. Pulse LED indicates working of meter, Pulse output with optical coupling isolation
8. Energy data can store in memory chip more than 15 years after power off
9. 35mm din rail installation

Technical data

Technical Index	Specification
Rated voltage	110V,120V,220V,230,240V
Working voltage range	0.8~1.2Un
Rated current	5(40)A,5(45)A
Frequency	50Hz or 60Hz +10%
Connection mode	Direct type
Display	LCD
Accuracy class	1.0
Power consumption	<2W/10VA
Start current	0.004Ib
AC voltage withstand	4000V/25mA for 60 sec
Impulse voltage	6kV 1.2μs waveform
Over current withstand	30Imax for 0.01s
IP grade	IP20
Constant	2000 imp/kWh
Pulse output	Passive pulse, pulse width is 80+5 ms 5~27VDC, Max current input 27mA DC
Communication port	RS485 port, baud rate 1200~9600 bps, default is 9600bps, address 1~247, None parity, stop bits 1, data bits 8.
Executive standard	DIN 43880, IEC62053-21, IEC62052-11, MODBUS-RTU
Outline dimension LxMxH	119x18x62mm (long terminal cover)
Weight	Approx 0.09kg



DDS226D-2P Din-rail Single-phase Meter



General

The meter is designed to measure single phase two wire AC active energy like residential, utility and industrial application. It is a long life meter with the advantages of high stability, high over load capability, low power loss and small volume .

Function

1. LCD display 5+1(default) or 4+2 kWh, Display;
2. Bi-directional total active energy measurement, total active energy reverse active energy measurement;
3. Pulse LED indicates working of meter, Passive pulse output with optical coupling isolation;
4. Energy data can store in memory chip more than 15 years after power off;
5. 35mm din rail installation.

Technical data

Technical Index	Specification
Rated voltage	110V,120V,220V,230,240V
Working voltage range	0.8~1.2Un
Rated current	5(65)A, 10(100)A, or special required
Frequency	50Hz or 60Hz +10%
Connection mode	Direct type
Display	LCD
Accuracy class	1.0
Power consumption	<1W/10VA
Start current	0.004Ib
AC voltage withstand	4000V/25mA for 60 sec
Impulse voltage	6kV 1.2μs waveform
Over current withstand	30Imax for 0.01s
IP grade	IP20
Constant	1000~2000 imp/kWh
Pulse output	Passive pulse, pulse width is 80+5 ms
Executive standard	DIN 43880, IEC62053-21, IEC62052-11
Outline dimension L×M×H	100×36×65mm
Weight	Approx 0.14kg

Energy Management

DDS226D-2P M Din-rail Single-phase Meter



General

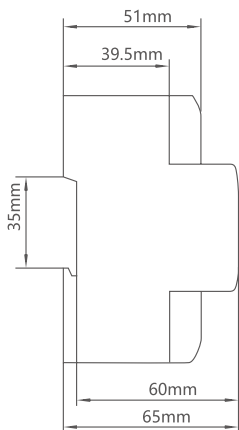
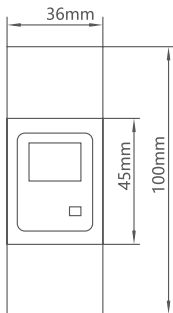
The meter is designed to measure single phase two wire AC active energy variable parameter like residential, utility and industrial application. It has remote read communication port RS485. It is a long life meter with the advantages of high stability, high over load capability, low power loss and small volume.

Function

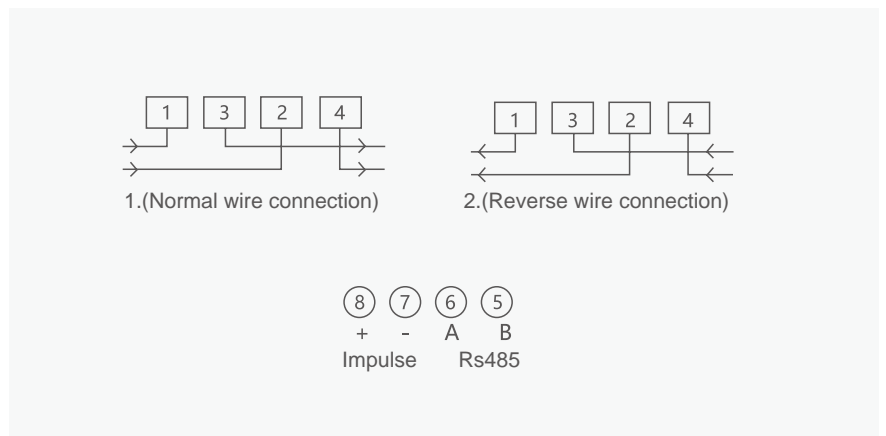
1. LCD display with backlight, keypad for LCD display step by step
2. Bi-directional total active energy, total active energy reverse active energy measurement
3. The meter also displays real voltage, current, active power, reactive power, power factor, frequency, import active energy, export active energy, resettable interval energy
4. RS485 communication port, MODBUS-RTU protocol
5. Pulse LED indicates working of meter, Pulse output with optical coupling isolation
6. Energy data can store in memory chip more than 15 years after power off
7. 35mm din rail installation

Technical data

Technical Index	Specification		
Rated voltage AC	110V,120V,220V,230,240V (0.8~1.2Un)		
Rated current/frequency	5(65)A, 10(100)A/50Hz or 60Hz±10%		
Communication port	RS485 port, baud rate 1200~9600 bps, default is 9600bps, address 1~247, None parity, stop bits 1, data bits 8.		
Connection mode	Direct type	Accuracy class	1% or 0.5%
Power consumption	<1W/10VA	Start current	0.004Ib
AC voltage withstand	4000V/25mA for 60s	Over current withstand	30Imax for 0.01s
IP grade	IP20	Executive standard	IEC62053-21 DIN 43880
Work temperature	-25°C~70°C	Pulse output	Passive pulse,80±5ms



Wiring diagram



Note: If reverse wire connection as photo 2, the total energy still can measure

DDS226D-2P WIFI Din-rail Single-phase Meter



General

The meter is designed to measure single phase two wire AC active energy and variable parameter like residential, utility and industrial application. It can remotely read from WIFI communication. It is a long life meter with the advantages of high stability, high over load capability, low power loss and small volume.

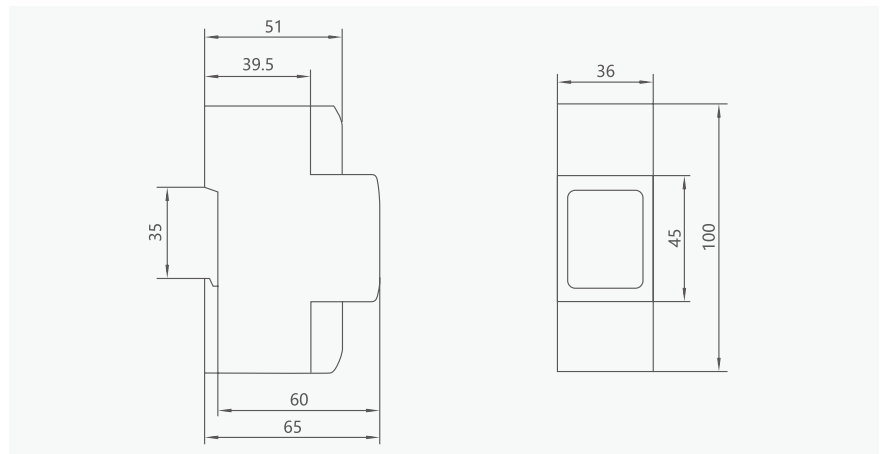
Function

1. LCD display, button for LCD display step by step
2. Bi-directional total active energy, total active energy reverse active energy measurement
3. The meter also displays real voltage, current, active power, reactive power, power factor, frequency
4. Timing and delay control by APP
5. History active energy consumption tracking by APP
6. Check the real current, voltage active power by APP
7. Remote control on/off by APP
8. WIFI communication, can read and remotely control by mobile phone APP
9. Pulse LED indicates working of meter, Pulse output with optical coupling isolation
10. Energy data can store in memory chip more than 15 years after power off
11. 35mm din rail installation

Technical data

Technical Index		Specification	
Rated voltage AC	110V~270V1(0.8~1.2Un)		
Rated current/frequency	5(65)A 50Hz or 60Hz±10%		
WIFI	802.11b/g/n		
Connection mode	Direct type	Accuracy class	1% or 0.5%
Power consumption	<1W/10VA	Start current	0.004Ib
AC voltage withstand	4000V/25mA for 60s	Over current withstand	30Imax for 0.01s
IP grade	IP20	Executive standard	IEC62053-21 DIN 43880
Work temperature	-25°C~70°C	Pulse output	Passive pulse,80±5ms

Overall and mounting dimensions(mm)



Energy Management

DDS226D-4P WIFI Din-rail Single-phase Meter



General

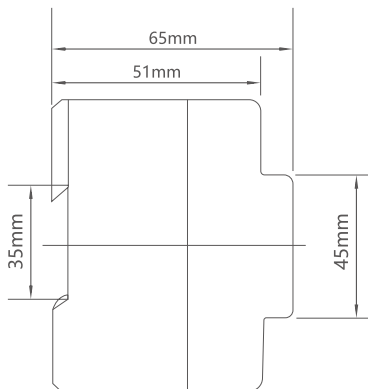
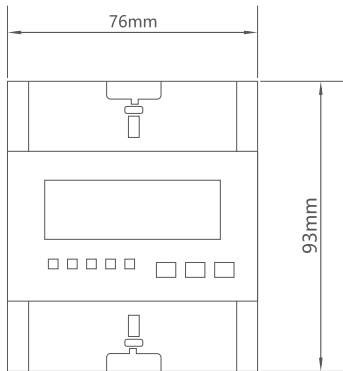
The meter is designed to measure single phase two wire AC active energy variable parameter like residential, utility and industrial application. It has remote read communication port RS485 and WIFI. It is a long life meter with the advantages of high stability, high over load capability, low power loss and small volume .

Function

1. LCD display, touch button for LCD display step by step;
2. Bi-directional total active energy, total active energy reverse active energy measurement;
3. The meter also displays real voltage, real current, real power, real power factor, real frequency, import active energy, export active energy;
4. Overvoltage protection ,overload protection;
5. Timing and delay control by mobile phone;
6. RS485 communication port, MODBUS-RTU protocol;
7. WIFI communication, can read and remotely control by mobile phone;
8. Pulse LED indicates working of meter, Pulse output with optical coupling isolation;
9. Energy data can store in memory chip more than 15 years after power off;
10. 35mm din rail installation , bottom type wire connection.

Technical data

Technical Index	Specification
Rated voltage	110V~270V(wide voltage operation)
Working voltage range	0.8~1.2Un
Rated current	5(60)A
Frequency	50Hz or 60Hz +10%
Connection mode	Direct type
Display	LCD
Accuracy class	1.0
Power consumption	<1W/10VA
Start current	0.004Ib
AC voltage withstand	4000V/25mA for 60 sec
Impulse voltage	6kV 1.2μs waveform
Over current withstand	30I _{max} for 0.01s
IP grade	IP20
Constant	1600~3200 imp/kWh
Pulse output	Passive pulse, pulse width is 80+5 ms
Communication port	RS485 port, baud rate 1200~9600 bps, default is 9600bps, address 1~247, None parity, stop bits 1, data bits 8.
Executive standard	DIN 43880, IEC62053-21, IEC62052-11, MODBUS-RTU
Outline dimension LxMxH	93x76x78mm
Weight	Approx 0.36kg



DTS726D-7P Din-rail Three-phase Meter



General

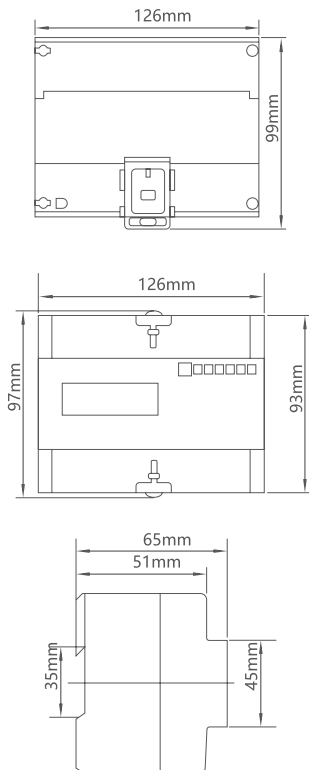
The meter is used in three phase four wire/three phase three wire/two phase three wire power grid. The meter is designed to measure AC active energy. It is a long life meter with the advantages of high stability, high over load capability, low power loss and small volume.

Function

1. Mechanical step register or LCD display
2. Bi-directional total active energy measurement, total active energy reverse active energy measurement
3. Pulse LED indicates working of meter, Pulse output with optical coupling isolation
4. Loss phase LED indication, Reverse connection LED indication
5. For LCD display type meter, energy data can store in memory chip more than 15 years after power off
6. 35mm din rail installation

Technical data

Technical Index	Specification
Rated voltage AC	DTS726D-7P three phase four wire 3x120/208V,3x220/380V,3x230/400V,3x240/415V
Working voltage range	0.8~1.2Un
Rated current	5ACT,1.5(6)A,5(60)A,10(100A,or other as required
Frequency	50Hz or 60Hz
Connection mode	CT type or Direct type
Display	mechanical step register or LCD
Accuracy class	1.0
Power consumption	<0.5W/5VA/each phase
Start current	0.004Ib
AC voltage withstand	4000V/25mA for 60 seconds
Impulse voltage	6kV 1.2 μs waveform
IP grade	IP20
Constant	400~6400 imp/kWh
Pulse output	Passive pulse,pulse width is 80±5ms
Executive standard	DIN 43880,IEC62053-21,IEC62052-11
Work temperature	-30°C~70°C
Outline dimension LxMxH	125x88x73mm
Operating temperature	-25°C~55°C
Storage temperature	-40°C~80°C
Reference temperature	23°C±2°C
Relative humidity	0 to 95%,non-condensing
Altitude	Up to 2500m
Warm up time	10s
Mechanical Environment	M1
Electromagnetic Environment	E2
Degree of pollutio	2
Weight	Approx 0.36kg



Energy Management

DTS726D-7P M Din-rail Three-phase Meter



General

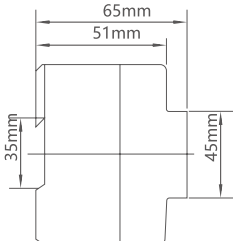
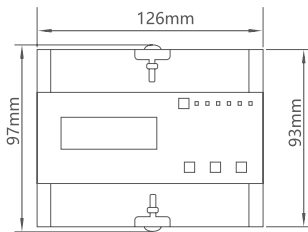
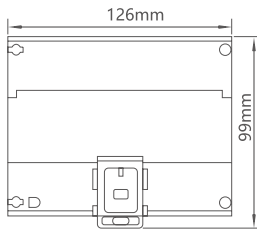
The meter is used in three phase four wire power grid. The meter is designed to measure AC active energy and variable parameter. All of its functions comply with the relative technical requirement for class 1 three phase watt hour meter in IEC61036 and its data communication rules obey the requirement of DL/T645 or MODBUS-RTU. It is a long life meter with the advantages of high stability, high over load capability, low power loss and small volume.

Function

1. LCD display with backlight;
2. Bi-directional total active energy measurement, reverse active/ energy measurement in the total active/reactive energy;
3. The meter also displays real voltage, real current, real power, real power factor, real frequency, import active energy, export active energy;
4. Keypad for LCD display step by step;
5. Pulse LED indicates working of meter, Pulse output with optical coupling isolation;
6. Loss phase indication in LCD;
7. Energy data can store in memory chip more than 15 years after power off;
8. RS485 communication port, MODBUS-RTU protocol;
9. 35mm din rail installation.

Technical data

Technical Index	Specification
Rated voltage	DTS726D-7P M three phase four wire 3x127/220V, 3x120/208V, 3x220/380V, 3x230/400V, 3x240/415V
Working voltage range	0.8~1.2Un
Rated current	5A/CT,1.5(6)A, ,5(60)A,10(100)A,or other as required
Frequency	50Hz or 60Hz
Connection mode	CT type or Direct type
Display	LCD
Accuracy class	1.0
Power consumption	<2W/10VA /each phase
Start current	0.004Ib
Impulse voltage	6kV 1.2μs waveform
Over current withstand	30Imax for 0.01s
IP grade	IP20
Constant	400~6400 imp/kWh
Pulse output	Passive pulse, pulse width is 80+5 ms
Communication port	RS485 port, baud rate 1200~9600 bps, default is 9600bps, address 1~247, None parity, stop bits 1, data bits 8.
Executive standard	DIN 43880, IEC62053-21, IEC62052-11,MODBUS-RTU
Work temperature	-30°C~70°C
Outline dimension LxMxH	125x88x73mm
Weight	Approx 0.7kg



Energy Management

DTS726D-7P WIFI Din-rail Three-phase Meter

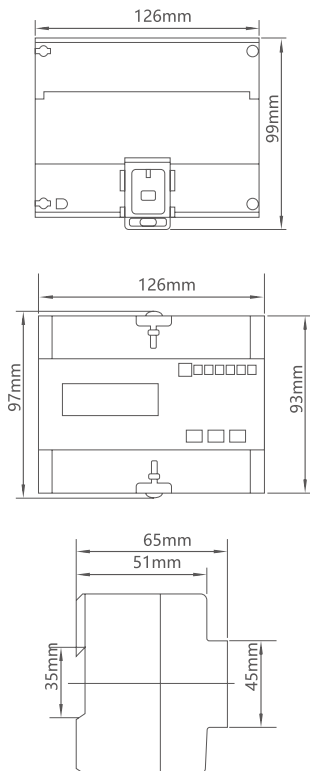


General

The meter is used in three phase four wire power grid. The meter is designed to measure AC active energy and variable parameter. It has remote read communication port RS485 and WIFI (Smart life or Tuya smart APP). It is a long life meter with the advantages of high stability, high over load capability, low power loss and small volume.

Function

1. LCD display with backlight, keypad for LCD display step by step
2. Bi-directional total active energy measurement, reverse active/ energy measurement in the total active/reactive energy
3. The meter also displays real voltage, current, active power, reactive power, power factor, frequency, import active energy, export active energy, reactive energy
4. Timing and delay control by APP
5. Day/Month/Year history active energy consumption tracking by APP
6. Check the A phase real current, A phase voltage, conjunction phase active power by APP
7. Remote control on/off by APP
8. Manual control by button under offline
9. RS485 communication port, MODBUS-RTU protocol
10. WIFI communication, can read and remotely control by APP
11. Pulse LED indicates working of meter, Pulse output with optical coupling isolation
12. Loss phase LED indication, WIFI connection LED indication
13. Energy data can store in memory chip more than 15 years after power off
14. 35mm din rail installation, bottom type wire connection



Technical data

Technical Index	Specification		
Rated Voltage AC	3x120/208V.,3x230/400V,x240/415V (0.8-1.2Un)		
Rated current/frequency	5A/CT,1.5(6)A,5(60)A,10(80)A/50Hz or 60Hz±10%		
WIFI	802.11b/g/n		
Communication port	RS485 port,baud rate 1200-9600 bps,default is 9600bps, address 1-247,None parity,stop bits 1,data bits 8.		
Connection mode	CT or Direct type	Accuracy class	1% or 0.5%
Power consumption	<1W/10VA each phase	Start current	0.004Ib
AC voltage withstand	4000V/25mA for60s	Over current withstand	30Imax for 0.01s
IP grade	IP20	Executive standard	IEC62053-21 IE62052-11
Work temperature	-25°C~70°C	Pulse output	Passive pulse,80±5ms

Energy Management

YC Panel Meter



General

The YC series square instrument is an electromagnetic system and adopts a repulsive structure. The instrument consists of a measuring mechanism and an indicating device. The outer shell is made of flame-retardant ABS engineering plastic, with safe measuring terminals and efficient wiring methods. It also uses a printed dial and transparent glass cover, which is aesthetically pleasing and has a wide field of view. The YC series includes ammeters, voltmeters, frequency meters, power meters, and power factor meters.

Operating Conditions

1. Normal working conditions: rated working voltage of 400V and below, frequency range of 45Hz~65Hz.
2. Installation and usage conditions: Storage and working temperature: -25 °C ~ +55 °C, relative humidity ≤ 93% RH, no condensation, no corrosive gas, altitude < 2500m, in a place without significant shaking, impact, and vibration.
3. Installation method: Embedded installation method. According to the requirements of the instrument's external dimensions, a hole is opened on the installation screen. After embedding the instrument into the installation hole, the clamp is inserted into the diagonal slot of the instrument and manually tightened.

Type designation

YC - □ - □ □ □

Company Code	Size Code	Measurement code	Voltage code	Measuring range
YC	□	□	□	□
CNC	48:48*48 72:72*72 96:96*96 120::120*120	V: Voltage KW: Power A: Current HZ: Frequency COS: Power Factor	AC: Alternating current DC: Direct current	Specifications

G

Energy Management

YC-120 Panel Meter



YC-120 Moving Iron Instrument AC Ammeter

Class: 1.5 (precision of that straight in type 60A above is 2.5)
Specification:0.5A 1A 1.5A 3A 5A 7.5A 10A 15A 20A 25A 30A 40A 50A 60A 80A 100A,
Use external secondary current transformer of 5A or 1A for that over 100A.



YC-120 Moving Iron Instrument AC Voltmeter

Class: 1.5
Specification:30V 50V 75V 100V 120V 150V 200V 250V 450V 500V 600V,Use external
secondary voltage transformer of 100v for that over 600V.



YC-120 Moving Coil instrument DC Ammeter

Class: 1.5
Specification:50uA 100uA 150uA 500uA 1m A 2mA 5mA 10mA 20mA 30mA 50mA 75mA
100mA150mA 200mA 250mA 300mA 500mA 1A 2A 3A 7.5A 10A 20A 30A 50A 60A,
Use external shunt of 50mV, 60mV or 75mV for that over 60A.



YC-120 Moving Coil instrument DC Voltmeter

Class: 1.5
Specification:50mV 60mV 75mV 100mV 3V 5V 7.5V 10V 15V 20V 30V 50V 75V 100V 120V
150V200V 250V 300V 400V 450V 500V 600V,Use external fixed resistor (rated current
1mA) for that over 600V.



Energy Management

YC-120 Panel Meter



YC-120 Frequency Meter

Class: 0.5 or 1.0

Voltage: 110V, 220V, 380V, 415V, 440V

Frequency: 45-55Hz, 45-65Hz, 55-65Hz, 47-53Hz, 57-63Hz



YC-120 Power Factor Meter

Class: 2.5

Three-phase voltage: 110V, 220V, 380V, 415V, 440V/1A or 5A

Single-phase voltage: 110V, 220V/1A or 5A

Frequency: 50Hz or 60Hz

Specification: 0.5cap-1-0.5ind



YC-120 Power meter

Class: 1.5

Single-phase voltage: 100V, 110V, 220V

Three-phase voltage: 100V, 110V, 220V, 380V, 415V (balanced load or unbalanced load)

Current: use external secondary current transformer of 1A or 5A for that input current over 10A and access directly according to the actual current value for that equal to or less than 10A.

Frequency: 50Hz or 60Hz

Specification: 100W, 200W...1KW, 2Kw...1Mw, 2Mw...6MW

Energy Management

YC-96&YC-72 Panel Meter



YC-96/ YC-72 AC A Electromagnetic Series (moving iron) AC Ammeter

YC-96:

Class: 1.5

Ranges: 0.5A 1A 1.5A 3A 5A 7.5A 10A 15A 20A 25A 30A 40A 50A (Straight)

Class: 2.5

Ranges: 60A 80A 100A (Straight)

Class: 1.5

Ranges : 5/5A-6000/5A, 5/1A 500/1A (For connection to current transformer)

YC-72:

Class: 1.5(The DC 60A or more is 2.5)

Specifications:

0.5A 1A 1.5A 3A 5A 7.5A 10A 15A 20A 25A 30A 40A 50A 60A 80A 100A

More than 100A connecting inferior 5A or 1A of current transformer outside



YC-96/ YC-72 AC V Electromagnetic Series (moving iron) AC Voltmeter

YC-96:

Class: 1.5

Ranges: 30V 50V 75V 100V 120V 150V 200V 250V 450V 500V 600V

Class: 1.5

Ranges: 600v 10kV 35kV (For connection to current transformer sec.100V)

YC-72:

Class: 1.5

Specifications:

30V 50V 75V 100V 120V 150V 200V 250V 450V 500V 600V

More than 600V connecting inferior 100V of voltage transformer outside.



YC-96/ YC-72 DC A Electromagnetic Series (moving coil) DC Ammeter

Class: 1.5

Specification:50uA 100uA 150uA 500uA 1m A 2mA 5mA 10mA 20mA 30mA 50mA 75mA

100mA150mA 200mA 250mA 300mA 500mA 1A 2A 3A 7.5A 10A 20A 30A 50A 60A,

Use external shunt of 50mV, 60mV or 75mV for that over 60A.



YC-96/ YC-72 DC V Electromagnetic Series (moving coil) DC Voltmeter

Class: 1.5

Specification:50mV 60mV 75mV 100mV 3V 5V 7.5V 10V 15V 20V 30V 50V 75V 100V 120V 150V200V250V 300V 400V 450V 500V 600V,

Use external fixed resistor (rated current 1mA) for that over 600V.

Energy Management

YC-96&YC-72 Panel Meter



YC-96 Hz/ YC-72 Hz Pointer Frequency Table

Accuracy class: 0.5 or 1.0

Voltage: 110V, 220V, 380V, 415V, 440V

Frequency: 45-55Hz, 45-65Hz, 55-65Hz, 47-53Hz, 57-63Hz



YC-96/ YC-72 COS Power Factor Meter

Accuracy class: 2.5

Three-phase voltage: 110V, 220V, 380V, 415V, 440V/1A or 5A

Single phase voltage: 110V, 220V/1A or 5A

Frequency: 50/60Hz

Specifications: 0.5cap-1-0.5ind



YC-96/ YC-72 KW Power Meter

Accuracy class: 1.5

Single phase voltage: 100V, 110V, 220V

Three-phase three-wire voltage: 100V, 110V, 220V, 380V, 415V (Balanced load or unbalanced load)

Current: Input current more than 10A connecting inferior 1A or 5A of current transformer outside, otherwise allowing direct access according to the current value.

Frequency: 50/60Hz

Specifications: 100W, 200W... 1KW, 2KW... 1MW, 2MW... 6MW

Energy Management

YC-48 Panel Meter



YC-48 AC A Electromagnetic Series (moving iron) AC Ammeter

Accuracy class: 1.5 (The DC 60A or more is 2.5)

Specifications:

0.5A 1A 1.5A 3A 5A 7.5A 10A 15A 20A 25A 30A 40A 50A 60A 80A 100A

More than 100A connecting inferior 5A or 1A of current transformer outside



YC-48 AC V Electromagnetic Series (moving iron) AC Voltmeter

Accuracy class: 2.5

Specifications:

30V 50V 75V 100V 120V 150V 200V 250V 450V 500V 600V

More than 600V connecting inferior 100V of voltage transformer outside.



YC-48 L DC A Electromagnetic Series (moving coil) DC Ammeter

Accuracy class: 2.5

Specifications:

100uA 150uA 500uA 1mA 2mA 5mA 10mA 20mA 30mA 50mA 75mA 100mA 1A 2A

3A 7.5A 10A 20A 30A 50A

More than 20A connecting 50mV,60mV or 75mV of shunt outside.



YC-48 DC V Electromagnetic Series (moving coil) DC Voltmeter

Accuracy class: 2.5

Specifications:

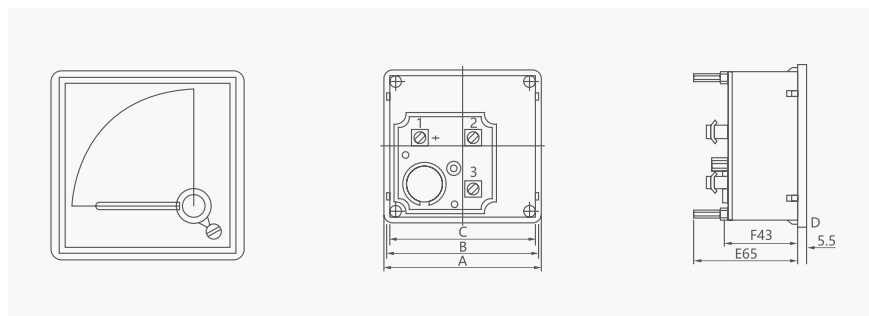
50mV 60mV 75mV 100mV 3V 5V 7.5V 10V 15V 20V 30V 50V 75V 100V 120V 150V

200V 250V 300V 400V 450V 500V 600V,

More than 600V connecting with Quota Resistors (Rated current 1mA)

Model	A (mm)	B (mm)	C (mm)	D (mm)	E (mm)	F (mm)	Hole Size
YC-120	120	112	109	5.5	60	43	113×113
YC-96	96	91	90	5.5	60	43	92×92
YC-72	72	66	65	5.5	60	43	68×68
YC-48	48	43	42	5.5	60	43	44.5×44.5

Overall and mounting dimensions(mm)



Energy Management

Digital Meter



Type designation

YC - □□□-□□+□

Model	Shape code	Function code	Display mode
YC	- □	□	□
YC	4: 48x48 5: 96x48 7: 72x72 8: 80x80 9: 96x96 G: modular type	K: Programmable meter without RS485 communication S: Programmable meter with RS485 communication C: Sensor signal meter	1: One-row nixietube display 2: Two-row nixietube display 3: Three-row nixietube display 4: Four-row nixietube display 5: Five-row nixietube display 6: Six-row nixietube display Y: LCD display
Phase	Measurement parameters (can combine several parameters)	Additional funtion	
□	□	□	
Omit: Single-phase or DC 3: Three-phase	U: Voltage I: Current F: Frequency H: Power factor P: Active power Q: Reactive power R: Revolutions per minute E: Multifunction power meter	nDO: switch value output (n=1,2,3,4 channels) nDI: switch value input (n=1,2,3,4 channels) nAO: analog quantity output (n=1,2,3,4 channels) H: harmonic	

Technical data

	Technical parameters		Index
Input	Voltage	Rated value	AC 0~600V
		Over load	Consistent: 1.2 times instantaneous: 2 times/30s
		Comsumption	<0.5VA (each phase)
		Impedance	>500kΩ
	Current	Rated value	AC 1A, 5A
		Over load	Consistent: 1.2 times instantaneous: 2times/1s
		Impedance	<2mΩ
Frequency		45~65Hz	
Measuring accuracy	Voltage, current		±(0.5%FS+one digit)
	Active reactive power		±(0.5%FS+one digit)
	Frequency		±0.1Hz
	Harmonic		The three-phase voltage/current 21 total harmonic content
	Power factor		±0.01PF
	Active energy		±0.5%(only for reference, not for meterage)
	Reactive energy		±1.0%(only for reference, not for meterage)
Power	Scope		AC 220V, 50/60Hz AC/DC 85~265V
	Consumption		<5VA
Safety	Withstand voltage	Input and power	>2kV50Hz/1min
		Input and output	>1kV50Hz/1min
		Output and power	>2kV50Hz/1min
	Insulating resistance		Any two of input, output, power, casing>20MΩ
Environment	Temperature		Operation: -10~50°C
			Storage: -25~70°C
	Humidity		≤85%RH, free of wet and corrosive gas
	Elevation		≤3000m

Energy Management

Digital Meter



Technical data

Measuring range:

Digital AC Ammeter: Direct measurement: AC 0~5A; Accessory device: AC 0~9999A(CT */ 5A).

Digital DC Ammeter: Direct measurement: DC 0~5A; Accessory device: DC 0~9999A(Shunt */ 75mV).

Digital AC Voltmeter: Direct measurement: AC 0~600V; Accessory device: AC 0~9999KV(PT */ 100V)

Digital DC Voltmeter: Direct measurement: DC 0~600V

Digital Frequency Meter: 30.00~99.99Hz(AC 30~500V)

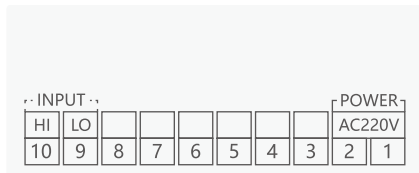
Accuracy rating: ±0.5 % FS±1 digit.

Measuring display mode: RMS measurement, four-digit LED nixietube display.

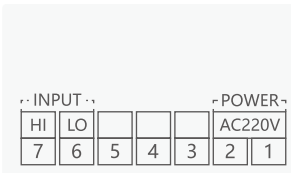
Auxiliary power supply: AC 220V,50/60Hz(Can customize other values:DC 24V,DC 48V,AC/DC 85~265V).

Terminal a rrangement

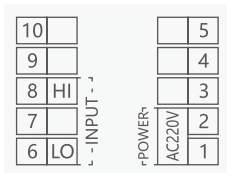
Attention: If it is n ot the s ame wit h the wiring sc hema o f diagram behind case, please refer to the diagram behind the case.



YC series 96x96 96x48



YC series 80x80 72x72



YC series 48x48

Model and Specification

Model	Function & Shape			Measure & Display			Shape Code(Figure Inside□)					Selected Additional Functions		
	Current	Voltage	Frequency	9	8	8	5	4	Communication interface:RS485	2-channels switch output	1-channels analog output			
YC-□K1-I	•			√	√	√	√	√						
YC-□K1-U		•		√	√	√	√	√						
YC-□K1-F			•	√	√	√	√	√						
YC-□K1-I+RS	•			√	√	√	√		★					
YC-□K1-U+RS		•		√	√	√	√		★					
YC-□K1-F+RS			•	√	√	√	√		★					
YC-□K1-I+2DO	•			√	√	√	√			★				
YC-□K1-U+2DO		•		√	√	√	√			★				
YC-□K1-F+2DO			•	√	√	√	√			★				
YC-□K1-I+1AO	•			√	√	√	√				★			
YC-□K1-U+1AO		•		√	√	√	√				★			
YC-□K1-F+1AO			•	√	√	√	√				★			



Energy Management

Digital Meter



Technical data

Measuring range:

Digital Power Factor Meter: 0.000C~0.500C~1.000~0.500L~0.000L.

Digital Active Power Meter: 0~999W~999KW~9999MW.

Signal input: Voltage: AC 0~500V(PT */ 100V), Current: AC 5A (CT */ 5A or 1A).

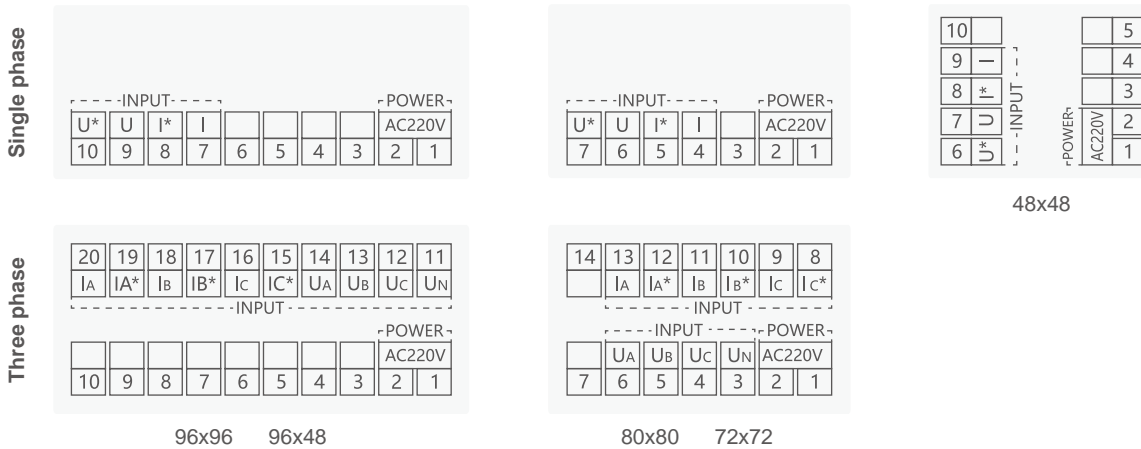
Accuracy rating: ±0.5 % FS±1 digit.

Measuring display mode: RMS measurement, four-digit LED nixietube display.

Auxiliary power supply: AC 220V, 50/60Hz (Can customize other values: DC 24V, DC 48V, AC/DC 85~265V).

Terminal arrangement

Attention: If it is not the same with the wiring scheme of diagram behind case, please refer to the diagram behind the case.



Model and Specification

Model	Function & Shape	Measure & Display				Shape Code(Figure Inside□)					Selected Additional Functions
		1-phase power factor	1-phase active power	3-phase power factor	3-phase active power	9 96x96	8 80x80	7 72x72	5 96x48	4 48x48	
YC-□K1-H		•				√	√	√	√	√	
YC-□K1-P			•			√	√	√	√	√	
YC-□K1-3H				•		√	√	√	√	√	
YC-□K1-3P					•	√	√	√	√		
YC-□K1-H+RS		•				√	√	√	√		★
YC-□K1-P+RS			•			√	√	√	√		★
YC-□K1-3H+RS				•		√	√	√	√		★
YC-□K1-3P+RS					•	√	√	√	√		★

Energy Management

Digital Meter



YC-K3-3I



YC-K3-3U

Technical data

Measuring range:

Three Phase Digital Ammeter: Direct measurement: AC 0~5A; Accessory device: AC 0~9999A(CT */ 5A).

Three Phase Digital Voltmeter: Direct measurement: AC 0~600V; Accessory device: AC 0~9999KV(PT */ 100V)

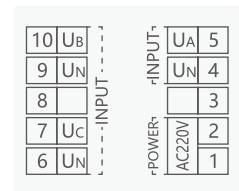
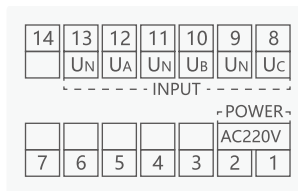
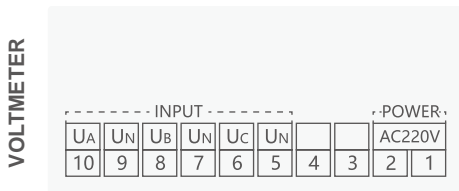
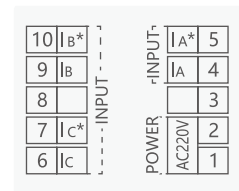
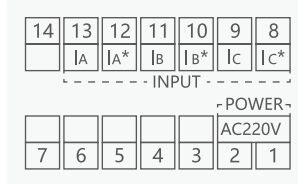
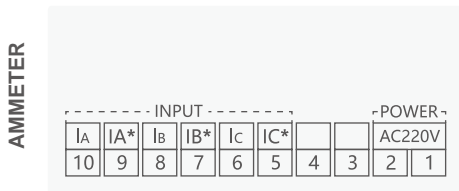
Accuracy rating: ±0.5 % FS ±1 digit.

Measuring display mode: RMS measurement, four-digit LED nixietube display.

Auxiliary power supply: AC 220V, 50/60Hz (Can customize other values: DC 24V, DC 48V, AC/DC 85~265V).

Terminal arrangement

Attention: If it is not the same with the wiring schematic diagram behind case, please refer to the behind the case.



YC series 96x96

YC series 80x80 72x72

YC series 48x48

Model and Specification

Model	Function & Shape	Measure & Display		Shape Code(Figure Inside□)				Selected Additional Functions		
		Three Phase Current	Three Phase Current	9 96x96	8 80x80	7 72x72	4 48x48	Communication interface:RS485	2-channels switch output	1-channels analog output
YC-□ K3-3I		•	•	√	√	√	√			
YC-□ K3-3U				√	√	√	√			
YC-□ K3-3I+RS		•	•	√	√	√		★		
YC-□ K3-3U+RS				√	√	√		★		
YC-□ K3-3I+2DO		•	•	√					★	
YC-□ K3-3U+2DO				√					★	
YC-□ K3-3I+1AO		•	•	√						★
YC-□ K3-3U+1AO				√						★



Energy Management

Digital Meter



Technical data

Measuring range:

Voltage: AC 0~500V Current: AC 0~9999A Frequency:45~65Hz or Power Factor:0.0C~0.5C~1.0~0.5L~0.0L or Active Power:0~9999KW

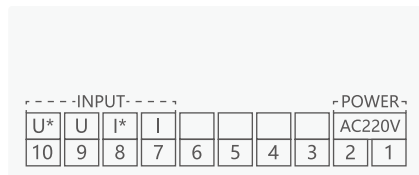
Accuracy rating:±0.5 % FS±1 digit.

Measuring display mode: RMS measurement, four-digit LED nixietube display.

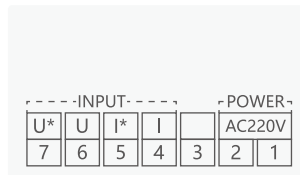
Auxiliary power supply: AC 220V,50/60Hz(Can customize other values:DC 24V,DC 48V,AC/DC 85~265V).

Terminal a rrangement

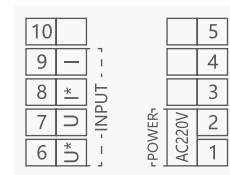
Attention:If it is not the same with the wiring schema of diagram behind case, please refer to the behind the case.



YC series 96x96



YC series 80x80 72x72



YC series 48x48



Model and Specification

Function & Shape	Measure & Display					Shape Code(Figure Inside□)				Selected Additional Functions		
	Current	Voltage	Frequency	Power Factor	Active Power	9 96x96	8 80x80	7 72x72	4 48x48	Communication interface:RS485	2-channels switch output	1-channels analog output
YC-□K2-UI	•	•				√						
YC-□K3-UIF	•	•	•			√	√	√	√			
YC-□K3-UIH	•	•		•		√	√	√	√			
YC-□K3-UIP	•	•			•	√	√	√	√			
YC-□K3-UIF+RS	•	•	•			√	√	√				
YC-□K3-UIH+RS	•	•		•		√	√	√		+		
YC-□K3-UIP+RS	•	•			•	√	√	√		+		
YC-□K3-UIF+2DO	•	•	•			√				+	+	
YC-□K3-UIH+2DO	•	•		•		√					+	
YC-□K3-UIP+2DO	•	•			•	√					+	
YC-□K3-UIF+1AO	•	•	•			√						+
YC-□K3-UIH+1AO	•	•		•		√						+
YC-□K3-UIP+1AO	•	•			•	√						+

Energy Management

Digital Meter



Technical data

Measuring range:

- Phase voltage(UA UB UC) 0~500V •Line voltage(UAB UBC UCA) 0~500V •Current(IA IB IC) 0~9999A
- Frequency or Frequency&Power Factor or Active Power.

Signal input: Voltage:AC 0~500V(PT */ 100V),Current:AC 5A (CT */ 5A)

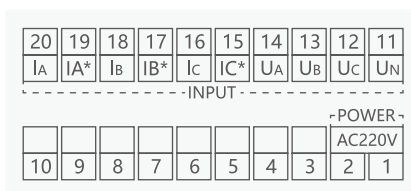
Accuracy rating:±0.5 % FS±1 digit.

Measuring display mode: RMS measurement, four-digit LED nixietube display.

Auxiliary power supply: AC 220V,50/60Hz(Can customize other values:AC/DC 85~265V).

Terminal a rrangement

Attention:If it is not the same with the wiring schema of diagram behind case, please refer to the behind the case.



YC series 96x96

Model and Specification

Model	Function & Shape	Measure & Display					Shape Code(Figure Inside)	Selected Additional Functions	
		Phase Voltage	Line Voltage	Current	Frequency	Power Factor		Active Power	Communication interface:RS485
YC-9K5-3UIF		•	•	•	•			√	
YC-9K5-3UIHF		•	•	•	•	•		√	
YC-9K5-3UIP		•	•	•			•	√	
YC-9K6-3UI		•	•	•				√	
YC-9K5-3UIF+RS		•	•	•	•			√	✦
YC-9K5-3UIHF+RS		•	•	•	•	•		√	✦
YC-9K5-3UIP+RS		•	•	•			•	√	✦
YC-9K6-3UI+RS		•	•	•				√	✦
YC-9K5-3UIF+4DO		•	•	•	•			√	✦
YC-9 K5-3UIHF+4DO		•	•	•	•	•		√	✦
YC-9K5-3UIP+4DO		•	•	•			•	√	✦
YC-9K6-3UI+4DO		•	•	•				√	✦

Energy Management

Digital Meter



YC-S3-3E



YC-SY-3E

Technical data

Measuring range:

- Phase voltage(UA,UB,UC):0~500V
- Line voltage(UAB,UBC,UCA): 0~500V
- Current(IA,IB,IC): 0~9999A
- Frequency: 45~65Hz
- Power factor(PFA,PFB,PFC,PFS) : 0.0C~1.0~0.0L
- Active power(PA,PB,PC,PS): 0~999W~999KW~9999MW
- Reactive power(QA,QB,QC,QS): 0~999Var~999KVar~9999MVar
- Apparent power(SA,SB,SC,SS): 0~999VA~999KVA~9999MVA
- Active electric energy: 0~99999999KWh~99999999MWh
- Reactive electric energy: 0~99999999KVarh~99999999MVarh

Signal input: AC 0~500V(PT */ 100V),AC 5A (CT */ 5A)

Accuracy rating:±0.5 % FS±1 digit.

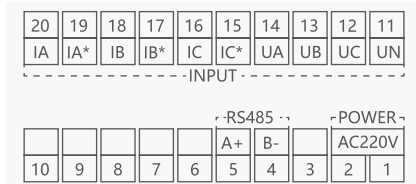
Communication interface:RS485 communication,MODBUS_RTU protocol.

Measuring display mode: RMS measurement

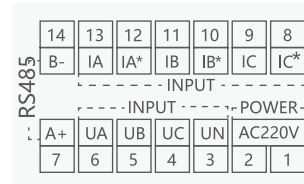
Auxiliary power supply: AC 220V,50/60Hz(Can customize other values:AC/DC 85~265V).

Terminal a rramgement

Attention: If it is not the same with the wiring schema of diagram behind case, please refer to the behind the case.



YC series 96x96



YC series 80x80 72x72

Model and Specification

Model	Function & Shape	Measure & Display											Shape Code(Figure Inside)			Selected Additional Functions									
		Phase VoltageV	Line Voltage	Current	Frequency	Power Factor	Total Power	Active Power	Reactive Power	Apparent Power	Each Phase Power	Each Phase Active Power	Each Phase Reactive Power	Each Phase Apparent Power	Active Energy	Reactive Energy	96x96	80x80	72x72	Communication interface:RS485	4-channels switch output	4-channels switch input	4-channels analog output	4-channels Harmonic	
YC-□S3-3E		•	•	•	•	•	•	•	•	•	•	•	•	•	•										
YC- □SY -3E		•	•	•	•	•	•	•	•	•	•	•	•	•	•	√	√	√	√	★					
YC-□S3-3E+4DO		•	•	•	•	•	•	•	•	•	•	•	•	•	•	√	√	√	√	★	★				
YC- □SY-3E+4DO		•	•	•	•	•	•	•	•	•	•	•	•	•	•	√				★	★				
YC-□S3-3E+4DI		•	•	•	•	•	•	•	•	•	•	•	•	•	•	√				★		★			
YC-□S3-3E+4AO		•	•	•	•	•	•	•	•	•	•	•	•	•	•	√				★		★			
YC- □SY-3E+4DI		•	•	•	•	•	•	•	•	•	•	•	•	•	•	√				★				★	
YC- □SY -3E+4AO		•	•	•	•	•	•	•	•	•	•	•	•	•	•	√				★				★	
YC- □SY -3E+H		•	•	•	•	•	•	•	•	•	•	•	•	•	•	√				★					★

Energy Management

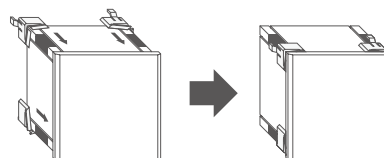
Digital Meter

Model	YC series installation dimension and terminal arrangement	
YC-9K1-I		
YC-9K1-U		
YC-9K1-F		
YC-9K1-H		
YC-9K1-P		
YC-9K3-3I		
YC-9K3-3U		
YC-9K3-UIF		
YC-8K1-I		
YC-8K1-U		
YC-8K1-F		
YC-8K1-H		
YC-8K1-P		
YC-7K1-I		
YC-7K1-U		
YC-7K1-F		
YC-7K1-H		
YC-7K1-P		
YC-5K1-I		
YC-5K1-U		
YC-5K1-F		
YC-5K1-H		
YC-5K1-P		

Model	YC series installation dimension and terminal arrangement	
YC-9K1-3P		
YC-9K5-3UIF		
YC-9K5-3UIHF		
YC-9K5-3UIP		
YC-9K6-3UI		
YC-9S3-3E		
YC-9SY-3E		
YC-9S5-3E		
YC-8K3-3I		
YC-8K3-3U		
YC-8K3-UIF		
YC-8S3-3E		
YC-8SY-3E		
YC-7K3-3I		
YC-7K3-3U		
YC-7K3-UIF		
YC-7S3-3E		
YC-7SY-3E		
YC-4K1-I		
YC-4K1-U		
YC-4K1-F		
YC-4K1-H		
YC-4K1-P		
YC-4K3-3I		
YC-4K3-3U		
YC-4K3-UIF		



Installation method



YD52-2066 DIN-Rail Multi-Function Digital Meter



General

YD52-2066 DIN-rail multi-function Digital meter can measure AC voltage, AC current, active power, power factor, frequency and electric energy and the same time. The meter have a colorful, full-view, high definition LCD to display the measure parameters.

Technical data

Model	YD52-2066 AC40-300.0V	YD52-2066 AC200.0-450.0V
Voltage	AC40.0-300.0V[for 110V 220V]	AC200.0-450.0V[for 380V 450V]
Current	AC 0-100.0A, the current resolution is 0.01A	
Frequency	45.0Hz-65.0Hz	
Power factor	0.00-1.00PF	
Electric power	45000W	
Electric energy	0-99999kwh	
Accuracy	1%±2 words	
Speed	2 times per second	
Installation	Din-Rail	

Note:

The electric power resolution is 0.1W when measure electric power between 0-9999.9w, otherwise the electric power resolution is 1W. The display of electric energy resolution is 0.01kwh when measure electric energy between 0-999.99kwh the display of electric energy resolution is 0.1kwh when measure electric energy between 1000.0-9999.9kwh and the display of electric energy resolution is 1kwh when measure electric energy larger than 9999.9kwh.

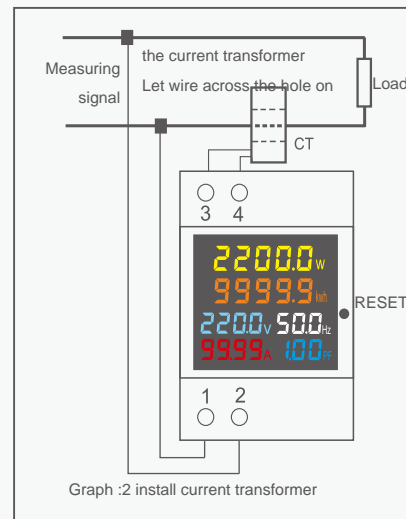
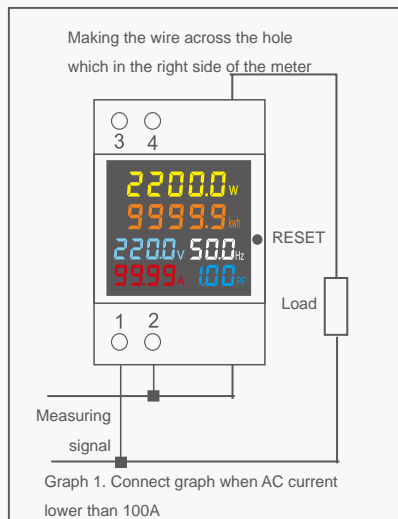
Application Method

1. Connect the measure voltage to the 1 and 2 terminal.
2. Connections of meter with internal current transformer as graph 1. Make the wire through the hole in the meter and the direction chose arbitrarily.
3. Connections of meter with external current transformer as graph 2. Make the wire through the hole in the meter, and connect the two wires of the secondary transformer to the 3 and 4 terminal.
4. When power on, the meter display the measure parameters.
5. When power on, you can press the button of SAM CK last for 5 seconds, then the electric energy will to be zero and start to cumulate when release the button. And when power off, the meter can save the value of electric energy and go on cumulating data when the meter power-on next.

Attention: The meter can only use for measure 45-65Hz AC city electricity.

Energy Management

YD52-2066 DIN-Rail Multi-Function Digital Meter



Overall and mounting dimensions (mm)



XMT□-9 Temperature Controller



XMTA



XMTD



XMTE



XMTG

General

9□□□ series(REX series) intelligent digital display temperature controller adopts the latest plane touch operation and microcomputer control technique. Based on the principle of simplicity, convenience, stability and reliability, this series instruments have great adaptability to the market, and it complies with the international standard and has various installation size. The series intelligent digital display temperature controller is a kind of economical instrument with high price-property ratio, which can substitute for the general digital display temperature controller. It has many functions such as control, alarm, transformation and transfer. Moreover, It has PID control function.

Features

1. Display PV value and SV value by a double-row digital tube with high bright green and red display.
2. Appointed input by sensing signal.
3. Automatic amend by sensing unit.
4. Function of second class data lock protection.
5. Precise measurement:
 - 1)±1%FS±one digit
 - 2)±0.5%FS±one digit
6. Alarm range: free set the complete range
7. Operating power supply:
 - 1)Switch power: 85-264 VAC 50/60Hz
 - 2)Transformer power supply: AC220V±10%,50/60Hz

Type designation

XMT □ - 9 □ □ □

Model	Dimension(width* high)	/	Adjust ways
XMT	□	- 9	□
/	A.96×96 (92×92) D.72×72 (68×68) E.48×96 (45×92) F.96×48(92×45) G.48×48(45×45) T.160×80(152×76) Hole size in the parentheses	/	<ul style="list-style-type: none"> • 0-Two states adjustment • 2-Three states adjustment • 4-Breaking/connect contact point PID adjustment Driving solid relay PID function • 8-Output three phase zero passage contact signal PID adjustment • 7-Output sigle phase zero passage contact signal PID adjustment • 9-Output 0~10mA ETC current PID adjustment
	Alarming function		Input signal
	□		□
	0-No alarming function 1-Upper limit alarming function 2-Lower limit alarming function 3-Upper and Lower limit alarming function		1-Thermal couple(mv): K.E.J.S.ETS 2-Thermal resistance(Ω): Cu50, Pt100 ETC 3-Hall transmitter, CP differential manometer or Voltage 4-Remote sending manometer 5-Standard current: 0~10mA 4~20mA

XMT□-7 Temperature Controller



XMTA



XMTD



XMTE



XMTG

General

7□□□ series(REX series) intelligent digital display temperature controller adopts the latest plane touch operation and microcomputer control technique. Based on the principle of simplicity, convenience, stability and reliability, this series instruments have great adaptability to the market, and it complies with the international standard and has various installation size.

The series intelligent digital display temperature controller is a kind of economical instrument with high price-property ratio, which can substitute for the general digital display temperature controller. It has many functions such as control, alarm, transformation and transfer. Moreover, It has PID control function.

Features

1. Display PV value and SV value by a double-row digital tube with high bright green and red display.
2. Appointed input by sensing signal.
3. Automatic amend by sensing unit.
4. Function of second class data lock protection.
5. Precise measurement:
 - 1)±1%FS±one digit
 - 2)±0.5%FS±one digit
6. Alarm range: free set the complete range
7. Operating power supply:
 - 1)Switch power: 85-264 VAC 50/60Hz
 - 2)Transformer power supply: AC220V±10%,50/60Hz

Type designation

XMT □ - 9 □ □ □

Model	Dimension(width* high)	/	Adjust ways
XMT	□	- 7	□
/	A.96x96 (92x92) D.72x72 (68x68) E.48x96 (45x92) F.96x48(92x45) G.48x48(45x45) T.160x80(152x76) Hole size in the parentheses	/	<ul style="list-style-type: none"> • 0-Two states adjustment • 2-Three states adjustment • 4-Breaking/connect contact point PID adjustment • 5-Driving solid relay PID function
Alarming function		Input signal	
□		□	
0-No alarming function 1-Upper limit alarming function 2-Lower limit alarming function 3-Upper and Lower limit alarming function		1-Thermal couple(mv): K.E.J.S.ETS 2-Thermal resistance(Ω): Cu50, Pt100 ETC	

