

AD22


Indicator Light

OPERATION INSTRUCTION

Standard: IEC 60947-5-1

CNC

Deliver
Power For Better Life

-  Before installing and using this product, please read this manual carefully and pay more attention to safety.

AD22 series

Instruction

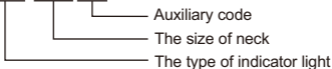
1 General

1.1 AD22 series indicator light adopt the LED chip as its light source so that it has the characteristic of long life, low consumption, small in size and light in weight, and the radiance of this series light is over 100 lumen. The product is suitable for being used as the indicator light, distant signal, fault signal in circuit of electric power, telecommunications, machine tools, shippings, spinings, printing, mining or other mechanical equipments.

2 Basic parameters

2.1 Type designation

AD22 -22/16 1 2



2.1 AD22 series auxiliary code

Auxiliary Code			
1:A, B, C, D, E, F	stands for different appearance	2:F	Stands for the electric discharge lamp which can be installed in the capacitor box
2:S	Short case, empty means long case	12:SM	Stands for Flash Buzzer
12:FM	Stands for buzzer	12:s2	Stands for flash double colors indicator light
12:S1	Stands for Double colors indicator light	12:WG	Stands for isolator switch position indicator light
12:WY	Stands for Breaker position indicator light	12:WN	Stands for earth wire indicator light

3 AD22 series parameters

3.1 Performance characteristic

- Continuous working life: ≥ 30000 hours
- Allowed Instantaneous voltage fluctuation: $\pm 20\%$
(More than 110)
- Power frequency withstand voltage: 2.5Kv, 1min
- Operating frequency(AC): 50~60Hz
- Rated working current: ≤ 20 mA

-Specular Level $>100\text{cd/m}^2$

-Comparative tracking index $\text{CT1}\geq 100$, flame retardant

-Insulation resistance: $U_i\leq 60\text{V}=5\text{M}\Omega$, $60\leq U_i\leq 660\text{V}=50\text{M}\Omega$

-Emitting color: red, green, yellow, white, blue

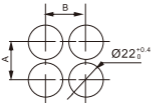
-Specular Level $>100\text{cd/m}^2$

-Comparative tracking index $\text{CT1}\geq 100$, flame retardant

-Insulation resistance: $U_i\leq 60\text{V}=5\text{M}\Omega$, $60\leq U_i\leq 660\text{V}=50\text{M}\Omega$

-Emitting color: red, green, yellow, white, blue

4 AD22 series opening pore requirement

	<ol style="list-style-type: none">1. the distance between every opened pore should more than 30mm2. The thickness of installation panel: $1-6.5\text{mm}$
--	---

5 Installation method

5.1 For AD22 series, firstly screw down the nut to the product cover into the panel. Then screw back the nut tightly. Users can install the AD22 indicator light by our dedicated wrench so that you can save much more time.



CERTIFICATE

Product Model: AD22

Standard: IEC 60947-5-1

Inspector : **CNC 003**

Production date: Printed on the product
or package.

This product is qualified according
to the delivery inspection

A vertical red rectangular logo with the white text 'CNC' inside.

AD22

CNC ELECTRIC

Tel: 0086-577-61989999 Fax: 0086-577-61891122

www.cncele.com E-mail: cncele@cncele.com